

DATA SHEET

FortiGate® FortiWiFi 80F Series

FG-80F, FG-80F-POE, FG-80F-Bypass, FG-81F, FG-81F-POE, FWF-81F-2R-POE, FWF-81F-2R-3G4G-POE, FWF-80F/81F-2R, and FWF-80F/81F-2R-3G4G-DSL

**Next Generation Firewall
Secure SD-WAN**



The FortiGate FortiWiFi 80F series provides an application-centric, scalable, and secure SD-WAN solution in a compact, fanless, desktop form factor for enterprise branch offices and mid-sized businesses with integrated WiFi-6 (802.11ax). Protects against cyber threats with system-on-a-chip acceleration and industry-leading secure SD-WAN in a simple, affordable, and easy to deploy solution. Fortinet’s Security-Driven Networking approach provides tight integration of the network to the new generation of security.

Security

- Identifies thousands of applications inside network traffic for deep inspection and granular policy enforcement
- Protects against malware, exploits, and malicious websites in both encrypted and non-encrypted traffic
- Prevent and detect against known and unknown attacks using continuous threat intelligence from AI-powered FortiGuard Labs security services

Performance

- Delivers industry’s best threat protection performance and ultra-low latency using purpose-built security processor (SPU) technology
- Provides industry-leading performance and protection for SSL encrypted traffic

Certification

- Independently tested and validated for best-in-class security effectiveness and performance
- Received unparalleled third-party certifications from NSS Labs

Networking

- Delivers advanced networking capabilities that seamlessly integrate with advanced layer 7 security and virtual domains (VDMs) to offer extensive deployment flexibility, multi-tenancy and effective utilization of resources
- Delivers high-density, flexible combination of various high-speed interfaces to enable best TCO for customers for data center and WAN deployments

Management

- Includes a management console that is effective, simple to use, and provides comprehensive network automation and visibility
- Provides Zero Touch Integration with Fortinet’s Security Fabric’s Single Pane of Glass Management
- Predefined compliance checklist analyzes the deployment and highlights best practices to improve overall security posture

Security Fabric

- Enables Fortinet and Fabric-ready partners’ products to provide broader visibility, integrated end-to-end detection, threat intelligence sharing, and automated remediation

Firewall	IPS	NGFW	Threat Protection	Interfaces
10 Gbps	1.4 Gbps	1 Gbps	900 Mbps	Multiple GE RJ45 POE DSL 3G4G Variants with internal storage WiFi

DEPLOYMENT



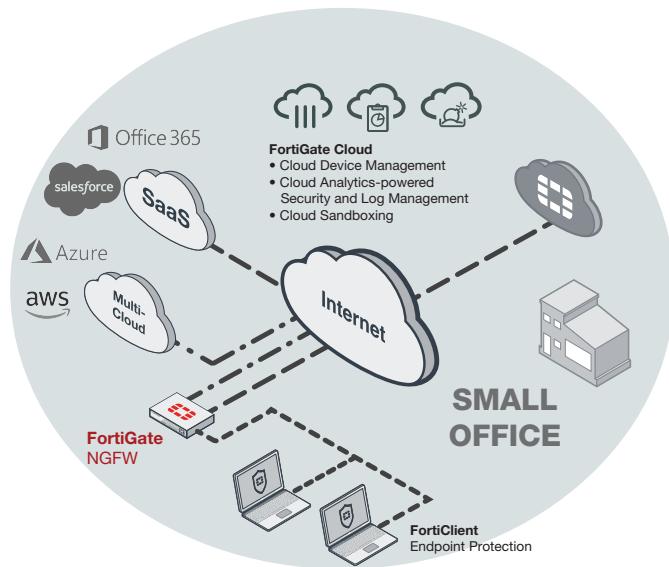
Next Generation Firewall (NGFW)

- Reduce the complexity and maximize your ROI by integrating threat protection security capabilities into a single high-performance network security appliance, powered by Fortinet's Security Processing Unit (SPU)
- Full visibility into users, devices, and applications across the entire attack surface and consistent security policy enforcement irrespective of asset location
- Protect against network exploitable vulnerabilities with industry-validated IPS that offers low latency and optimized network performance
- Automatically block threats on decrypted traffic using the industry's highest SSL inspection performance, including the latest TLS 1.3 standard with mandated ciphers
- Proactively block newly discovered sophisticated attacks in real-time with AI-powered FortiGuard Labs and advanced threat protection services included in the Fortinet Security Fabric

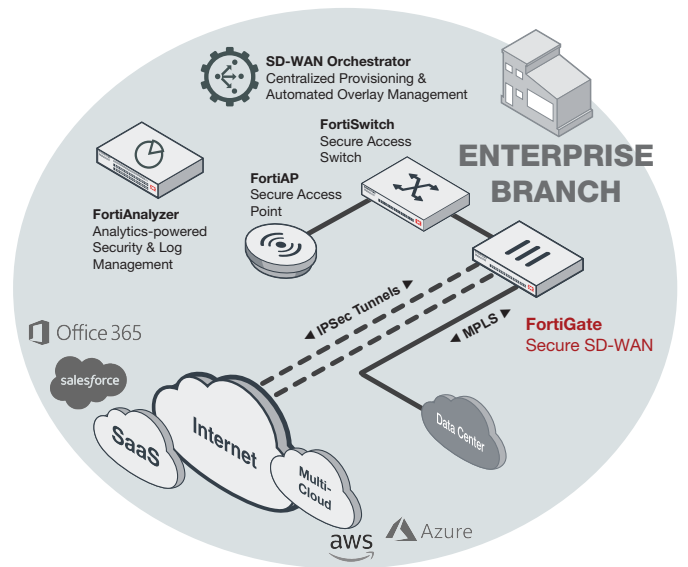


Secure SD-WAN

- Consistent business application performance with accurate detection, dynamic WAN path steering on any best-performing WAN transport
- Accelerated multi-cloud access for faster SaaS adoption with cloud-on-ramp
- Self-healing networks with WAN edge high availability, sub-second traffic switchover-based, and real-time bandwidth compute-based traffic steering
- Automated overlay tunnels provides encryption and abstracts physical hybrid WAN making it simple to manage
- Simplified and intuitive workflow with SD-WAN orchestrator for management and zero touch deployment
- Enhanced analytics both real-time and historical provides visibility into network performance and identifies anomalies
- Strong security posture with next generation firewall and real-time threat protection



Small Office Deployment (NGFW)

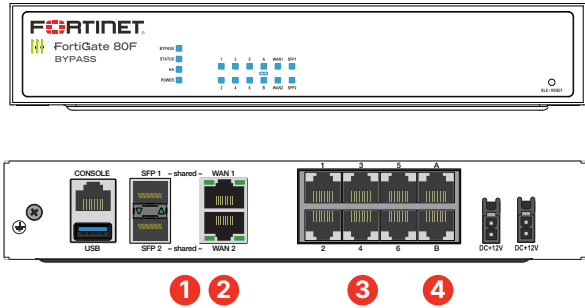


Enterprise Branch Deployment (Secure SD-WAN)

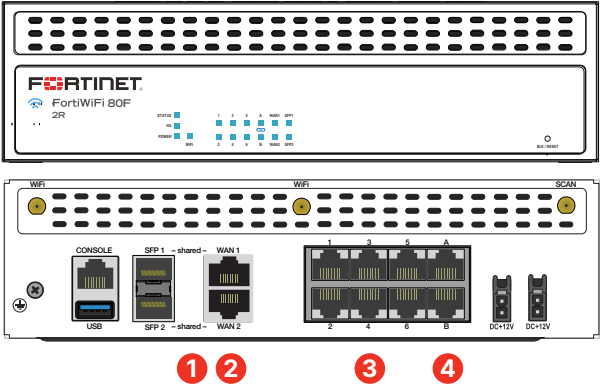


HARDWARE

FortiGate 80F/80F-Bypass/81F



FortiGate 80F/81F-POE FortiWiFi 80F/81F-2R FortiWiFi 81F-2R-POE

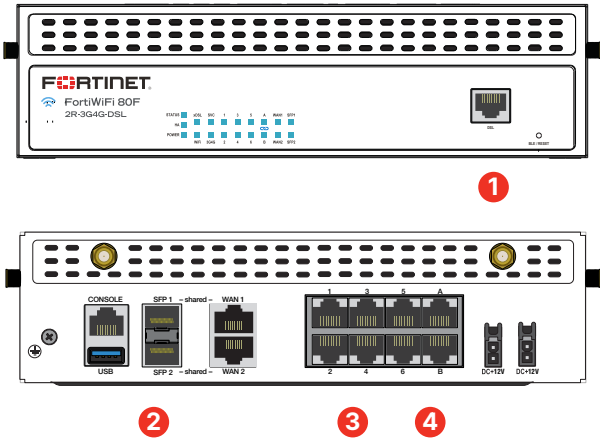


Interfaces

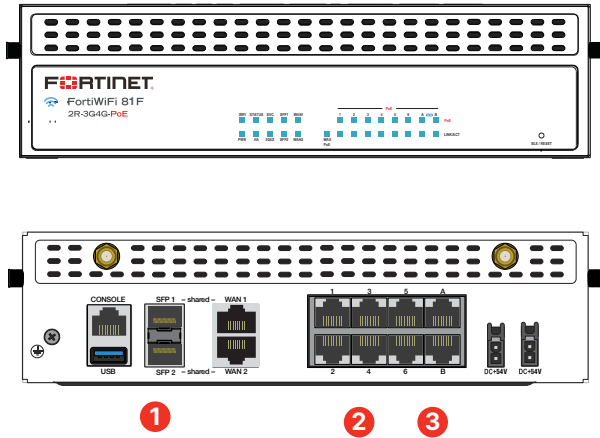
1. 2x GE RJ45/SFP Shared Media Ports
2. 2x WAN GE RJ45 Ports, FG-80F-Bypass model only: 1x Bypass GE RJ45 Port Pair, (WAN1 and Port1, default configuration)
3. 6x GE RJ45* Ports
4. 2x GE RJ45* FortiLink Ports

* POE/+ ports for POE Variants

FortiWiFi 80F/81F-2R-3G4G-DSL



FortiWiFi 81F-2R-3G4G-POE



Interfaces

1. 1x DSL Port (RJ11)
2. 2x GE RJ45/SFP Shared Media Ports
3. 6x GE RJ45 Ports
4. 2x GE RJ45 FortiLink Ports

Interfaces

1. 2x GE RJ45/SFP Shared Media Ports
2. 6x GE RJ45 POE/+Ports
3. 2x GE RJ45 POE/+FortiLink Ports



Superior Wireless Coverage

A built-in dual-band, dual-stream access point is integrated on the FortiWiFi 80F-2R series which provides the industry's latest high-speed WiFi-6 (802.11ax) wireless access.

Secure Access Layer

FortiLink protocol enables you to converge security and the network access by integrating the FortiSwitch into the FortiGate as a logical extension of the NGFW. These FortiLink enabled ports can be reconfigured as regular ports as needed.

Trusted Platform Module

The FortiGate/FortiWiFi 80F Series features a dedicated module that hardens physical networking appliances by generating, storing, and authenticating cryptographic keys. Hardware-based security mechanisms protect against malicious software and phishing attacks.

Bypass WAN/LAN Mode

The FortiGate-80F-Bypass offers a pair of bypass ports that help organizations avoid network communication interruption due to device faults and improve network reliability.

Various WAN Connectivity Options

The FortiGate 80F Series includes a 3.0 USB port that allows you to plug in a compatible third-party 3G/4G USB modem, providing additional WAN connectivity or a redundant link for maximum reliability.

Powered by Purpose-built Secure SD-WAN ASIC SOC4



- Combines a RISC-based CPU with Fortinet's proprietary Security Processing Unit (SPU) content and network processors for unmatched performance
- Delivers industry's fastest application identification and steering for efficient business operations
- Accelerates IPsec VPN performance for best user experience on direct internet access
- Enables best of breed NGFW security and deep SSL inspection with high performance
- Extends security to access layer to enable SD-Branch transformation with accelerated and integrated switch and access point connectivity
- Reduces environmental footprint by saving on average over 60% in power consumption compared to previous generation of FortiGate models

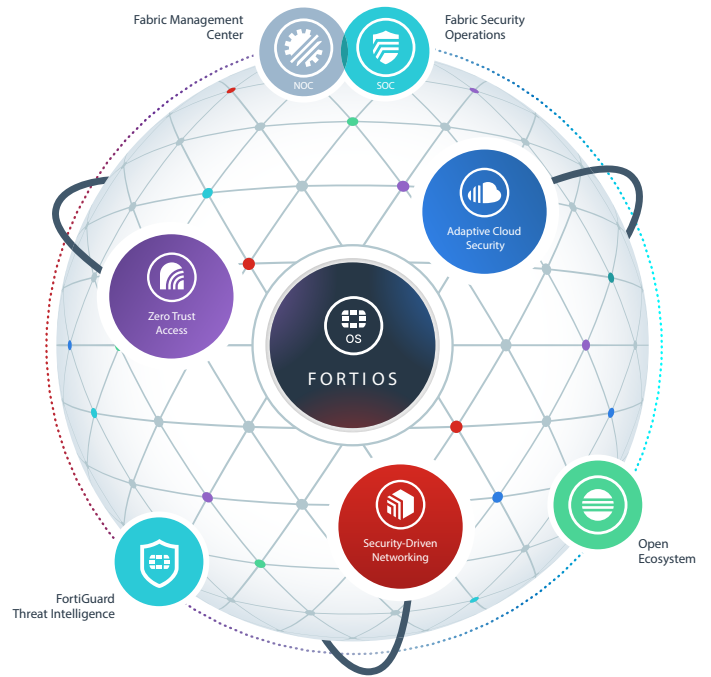
FORTINET SECURITY FABRIC

Security Fabric

The industry's highest-performing cybersecurity platform, powered by FortiOS, with a rich ecosystem designed to span the extended digital attack surface, delivering fully automated, self-healing network security.

- **Broad:** Coordinated detection and enforcement across the entire digital attack surface and lifecycle with converged networking and security across edges, clouds, endpoints and users
- **Integrated:** Integrated and unified security, operation, and performance across different technologies, location, deployment options, and the richest Ecosystem
- **Automated:** Context aware, self-healing network & security posture leveraging cloud-scale and advanced AI to automatically deliver near-real-time, user-to-application coordinated protection across the Fabric

The Fabric empowers organizations of any size to secure and simplify their hybrid infrastructure on the journey to digital innovation.



FortiOS™ Operating System

FortiOS, Fortinet's leading operating system enable the convergence of high performing networking and security across the Fortinet Security Fabric delivering consistent and context-aware security posture across network endpoint, and clouds. The organically built best of breed capabilities and unified approach allows organizations to run their businesses without compromising performance or protection, supports seamless scalability, and simplifies innovation consumption.

The release of FortiOS 7 dramatically expands the Fortinet Security Fabric's ability to deliver consistent security across hybrid deployment models consisting on appliances, software and As-a-Service with SASE, ZTNA and other emerging cybersecurity solutions.

SERVICES

FortiGuard™ Security Services

FortiGuard Labs offers real-time intelligence on the threat landscape, delivering comprehensive security updates across the full range of Fortinet's solutions. Comprised of security threat researchers, engineers, and forensic specialists, the team collaborates with the world's leading threat monitoring organizations and other network and security vendors, as well as law enforcement agencies.

FortiCare™ Services

Fortinet is dedicated to helping our customers succeed, and every year FortiCare services help thousands of organizations get the most from their Fortinet Security Fabric solution. We have more than 1000 experts to help accelerate technology implementation, provide reliable assistance through advanced support, and offer proactive care to maximize security and performance of Fortinet deployments.



SPECIFICATIONS

	FORTIGATE 80F	FORTIGATE 81F	FORTIGATE 80F-BYPASS	FORTIGATE 80F-POE	FORTIGATE 81F-POE
Hardware Specifications					
GE RJ45/SFP Shared Media Pairs	2	2	2	2	2
GE RJ45 Internal Ports	6	6	6	—	—
GE RJ45 FortiLink Ports (Default)	2	2	2	—	—
GE RJ45 PoE/+ Ports	—	—	—	6	6
GE RJ45 PoE/+ FortiLink Ports (Default)	—	—	—	2	2
Bypass GE RJ45 Port Pair (WAN1 & Port1, default configuration)	—	—	Yes	—	—
Wireless Interface	—	—	—	—	—
USB Ports 3.0	1	1	1	1	1
Console (RJ45)	1	1	1	1	1
Internal Storage	—	1× 128 GB SSD	—	—	1× 128 GB SSD
Trusted Platform Module (TPM)	Yes	Yes	Yes	Yes	Yes
Bluetooth Low Energy (BLE)	Yes	Yes	Yes	Yes	Yes
System Performance — Enterprise Traffic Mix					
IPS Throughput ²			1.4 Gbps		
NGFW Throughput ^{2,4}			1 Gbps		
Threat Protection Throughput ^{2,5}			900 Mbps		
System Performance					
Firewall Throughput (1518 / 512 / 64 byte UDP packets)			10/10/7 Gbps		
Firewall Latency (64 byte UDP packets)			3.23 μs		
Firewall Throughput (Packets Per Second)			10.5 Mpps		
Concurrent Sessions (TCP)			1.5 Million		
New Sessions/Second (TCP)			45 000		
Firewall Policies			5000		
IPsec VPN Throughput (512 byte) ¹			6.5 Gbps		
Gateway-to-Gateway IPsec VPN Tunnels			200		
Client-to-Gateway IPsec VPN Tunnels			2500		
SSL-VPN Throughput			950 Mbps		
Concurrent SSL-VPN Users (Recommended Maximum, Tunnel Mode)			200		
SSL Inspection Throughput (IPS, avg. HTTPS) ³			715 Mbps		
SSL Inspection CPS (IPS, avg. HTTPS) ³			700		
SSL Inspection Concurrent Session (IPS, avg. HTTPS) ³			100 000		
Application Control Throughput (HTTP 64K) ²			1.8 Gbps		
CAPWAP Throughput (HTTP 64K)			9 Gbps		
Virtual Domains (Default / Maximum)			10 / 10		
Maximum Number of FortiSwitches Supported			16		
Maximum Number of FortiAPs (Total / Tunnel Mode)			96 / 48		
Maximum Number of FortiTokens			500		
High Availability Configurations	Active-Active, Active-Passive, Clustering				

Note: All performance values are “up to” and vary depending on system configuration.

1. IPsec VPN performance test uses AES256-SHA256.
2. IPS (Enterprise Mix), Application Control, NGFW and Threat Protection are measured with Logging enabled.
3. SSL Inspection performance values use an average of HTTPS sessions of different cipher suites.

4. NGFW performance is measured with Firewall, IPS and Application Control enabled.
5. Threat Protection performance is measured with Firewall, IPS, Application Control, URL filtering, and Malware Protection with sandboxing enabled.



SPECIFICATIONS

	FORTIGATE 80F	FORTIGATE 81F	FORTIGATE 80F-BYPASS	FORTIGATE 80F-POE	FORTIGATE 81F-POE
Dimensions					
Height x Width x Length (inches)	1.6 × 8.5 × 7.0	1.6 × 8.5 × 7.0	1.6 × 8.5 × 7.0	2.4 × 8.5 × 7.0	2.4 × 8.5 × 7.0
Height x Width x Length (mm)	40 × 216 × 178	40 × 216 × 178	40 × 216 × 178	60 × 216 × 178	60 × 216 × 178
Weight	2.4 lbs (1.1 kg)	2.4 lbs (1.1 kg)	2.6 lbs (1.2 kg)	3.1 lbs (1.4 kg)	3.1 lbs (1.4 kg)
Form Factor	Desktop/ Wall Mount/ Rack Tray				
Operating Environment and Certifications					
Input Rating	12V DC, 3A (dual redundancy optional)	12V DC, 3A (dual redundancy optional)	12V DC, 3A (dual redundancy optional)	+54V DC, 3A (dual redundancy optional)	+54V DC, 3A (dual redundancy optional)
Power Required (Redundancy Optional)	Powered by up to 2 External DC Power Adapters (1 adapter included), 100–240V AC, 50/60 Hz				
Maximum Current	115VAC/0.4A, 230VAC/0.2A	115VAC/0.4A, 230VAC/0.2A	115VAC/0.4A, 230VAC/0.2A	115VAC/2.2A, 230VAC/1.1A	115VAC/1.2A, 230VAC/0.6A
Total Available PoE Power Budget*	—	—	—	96W	96W
Power Consumption (Average / Maximum)	12.69 W / 15.51 W	13.5 W / 16.5 W	12.6 W / 15.4 W	96 W / 118 W	98 W / 137 W
Heat Dissipation	52.55 BTU/h	56.30 BTU/h	52.55 BTU/h	402.26 BTU/h	467.5 BTU/h
Operating Temperature	32°–104°F (0°–40°C)				
Storage Temperature	-31°–158°F (-35°–70°C)				
Humidity	10%–90% non-condensing				
Noise Level	Fanless 0 dBA	Fanless 0 dBA	Fanless 0 dBA	31.56 dBA	31.56 dBA
Operating Altitude	Up to 7400 ft (2250 m)				
Compliance	FCC, ICES, CE, RCM, VCCI, BSMI, UL/cUL, CB				
Certifications	ICSA Labs: Firewall, IPsec, IPS, Antivirus, SSL-VPN				

* Maximum loading on each PoE/+ port is 30 W (802.3at).



SPECIFICATIONS

	FORTIWIFI 80F-2R	FORTIWIFI 81F-2R	FORTIWIFI 81F-2R-POE
Hardware Specifications			
GE RJ45/SFP Shared Media Pairs	2	2	2
GE RJ45 Internal Ports	6	6	—
GE RJ45 FortiLink Ports (Default)	2	2	—
GE RJ45 PoE/+ Ports	—	—	6
GE RJ45 PoE/+ FortiLink Ports (Default)	—	—	2
Bypass GE RJ45 Port Pair (WAN1 & Port1, default configuration)	—	—	—
Wireless Interface	Dual WiFi Radio (5 GHz, 2.4 GHz) 802.11a/b/g/n/ac/ax + 1 Scanning Radio		
Antenna Ports (SMA)	3	3	3
USB Ports 3.0	1	1	1
Console (RJ45)	1	1	1
Internal Storage	—	1× 128 GB SSD	1× 128 GB SSD
Trusted Platform Module (TPM)	Yes	Yes	Yes
Bluetooth Low Energy (BLE)	Yes	Yes	Yes
Radio Specifications			
Multiple User (MU) MIMO	2×2		
Maximum Wi-Fi Speeds	574 Mbps @ 2.4 GHz, 1201 Mbps @ 5 GHz		
Maximum Tx Power	23 dBm @ 2.4 GHz, 22 dBm @ 5 GHz		
Antenna Gain	4.5dBi @ 2.4GHz, 5.5dBi @ 5GHz		
System Performance — Enterprise Traffic Mix			
IPS Throughput ²	1.4 Gbps		
NGFW Throughput ^{2,4}	1 Gbps		
Threat Protection Throughput ^{2,5}	900 Mbps		
System Performance			
Firewall Throughput (1518 / 512 / 64 byte UDP packets)	10/10/7 Gbps		
Firewall Latency (64 byte UDP packets)	3.23 μs		
Firewall Throughput (Packets Per Second)	10.5 Mpps		
Concurrent Sessions (TCP)	1.5 Million		
New Sessions/Second (TCP)	45 000		
Firewall Policies	5000		
IPsec VPN Throughput (512 byte) ¹	6.5 Gbps		
Gateway-to-Gateway IPsec VPN Tunnels	200		
Client-to-Gateway IPsec VPN Tunnels	2500		
SSL-VPN Throughput	950 Mbps		
Concurrent SSL-VPN Users (Recommended Maximum, Tunnel Mode)	200		
SSL Inspection Throughput (IPS, avg. HTTPS) ³	715 Mbps		
SSL Inspection CPS (IPS, avg. HTTPS) ³	700		
SSL Inspection Concurrent Session (IPS, avg. HTTPS) ³	100 000		
Application Control Throughput (HTTP 64K) ²	1.8 Gbps		
CAPWAP Throughput (HTTP 64K)	9 Gbps		
Virtual Domains (Default / Maximum)	10 / 10		
Maximum Number of FortiSwitches Supported	16		
Maximum Number of FortiAPs (Total / Tunnel Mode)	96 / 48		
Maximum Number of FortiTokens	500		
High Availability Configurations	Active-Active, Active-Passive, Clustering		

Note: All performance values are “up to” and vary depending on system configuration.

1. IPsec VPN performance test uses AES256-SHA256.
2. IPS (Enterprise Mix), Application Control, NGFW and Threat Protection are measured with Logging enabled.
3. SSL Inspection performance values use an average of HTTPS sessions of different cipher suites.

4. NGFW performance is measured with Firewall, IPS and Application Control enabled.
5. Threat Protection performance is measured with Firewall, IPS, Application Control, URL filtering, and Malware Protection with sandboxing enabled.



SPECIFICATIONS

	FORTIWIFI 80F-2R	FORTIWIFI 81F-2R	FORTIWIFI 81F-2R-POE
Dimensions			
Height x Width x Length (inches)	2.4 × 8.5 × 7.0	2.4 × 8.5 × 7.0	2.4 × 8.5 × 7.0
Height x Width x Length (mm)	60 × 216 × 178	60 × 216 × 178	60 × 216 × 178
Weight	3.3 lbs (1.5 kg)	3.3 lbs (1.5 kg)	3.3 lbs (1.5 kg)
Form Factor	Desktop/ Wall Mount/ Rack Tray		
Operating Environment and Certifications			
Input Rating	12V DC, 5A (dual redundancy optional)	12V DC, 5A (dual redundancy optional)	+54V DC, 5A (dual redundancy optional)
Power Required (Redundancy Optional)	Powered by up to 2 External DC Power Adapters (1 adapter included), 100–240V AC, 50/60 Hz		
Maximum Current	115VAC/0.42A, 230VAC/0.21A	115VAC/0.42A, 230VAC/0.28A	115VAC/0.9A, 230VAC/0.6A
Total Available PoE Power Budget*	—	—	96W
Power Consumption (Average / Maximum)	22.9 W / 27.9 W	24.79 W / 30.29 W	107.4 W / 131.3 W
Heat Dissipation	95.26 BTU/h	103.29 BTU/h	441.4 BTU/h
Operating Temperature	32°–104°F (0°–40°C)		
Storage Temperature	-31°–158°F (-35°–70°C)		
Humidity	10%–90% non-condensing		
Noise Level	24.14 dBA	24.14 dBA	31.56 dBA
Operating Altitude	Up to 7400 ft (2250 m)		
Compliance	FCC, ICES, CE, RCM, VCCI, BSMI, UL/cUL, CB		
Certifications	ICSA Labs: Firewall, IPsec, IPS, Antivirus, SSL-VPN		

* Maximum loading on each PoE/+ port is 30 W (802.3at).



SPECIFICATIONS

	FWF-80F-2R-3G4G-DSL	FWF-81F-2R-3G4G-DSL	FWF-81F-2R-3G4G-POE
Interfaces and Modules			
GE RJ45/SFP Shared Media Pairs	2	2	2
GE RJ45 Internal Ports	6	6	–
GE RJ45 FortiLink Ports (Default)	2	2	–
GE RJ45 POE/+ Ports	–	–	6
GE RJ45 POE/+ FortiLink Ports (Default)	–	–	2
DSL RJ11 Port	1	1	–
Cellular Modem		3G4G / LTE	
Wireless Interface	Single Radio (2.4GHz/5GHz), 802.11 a/b/g/n/ac-W2 Dual WiFi Radio (5 GHz, 2.4 GHz) 802.11a/b/g/n/ac/ax + 1 Scanning Radio	Dual WiFi Radio (5 GHz, 2.4 GHz) 802.11a/b/g/n/ac/ax + 1 Scanning Radio	Dual WiFi Radio (5 GHz, 2.4 GHz) 802.11a/b/g/n/ac/ax + 1 Scanning Radio
Antenna Ports (SMA)		6	
USB Ports		1	
Console Port (RJ45)		1	
SIM Slots (Nano SIM)		2	
Internal Storage		128 GB	128 GB
Trusted Platform Module (TPM)	Yes	Yes	Yes
Bluetooth Low Energy (BLE)	Yes	Yes	Yes
System Performance — Enterprise Traffic Mix			
IPS Throughput ²		1 Gbps	
NGFW Throughput ^{2,4}		800 Mbps	
Threat Protection Throughput ^{2,5}		600 Mbps	
System Performance and Capacity			
IPv4 Firewall Throughput (1518 / 512 / 64 byte, UDP)		5 / 5 / 5 Gbps	
Firewall Latency (64 byte, UDP)		2.97 µs	
Firewall Throughput (Packet per Second)		7.5 Mpps	
Concurrent Sessions (TCP)		700 000	
New Sessions/Second (TCP)		35 000	
Firewall Policies		5 000	
IPsec VPN Throughput (512 byte) ¹		4.4 Gbps	
Gateway-to-Gateway IPsec VPN Tunnels		200	
Client-to-Gateway IPsec VPN Tunnels		250	
SSL-VPN Throughput		490 Mbps	
Concurrent SSL-VPN Users (Recommended Maximum, Tunnel Mode)		200	
SSL Inspection Throughput (IPS, avg. HTTPS) ³		310 Mbps	
SSL Inspection CPS (IPS, avg. HTTPS) ³		320	
SSL Inspection Concurrent Session (IPS, avg. HTTPS) ³		55 000	
Application Control Throughput (HTTP 64K) ²		990 Mbps	
CAPWAP Throughput (HTTP 64K)		3.5 Gbps	
Virtual Domains (Default / Maximum)		10 / 10	
Maximum Number of FortiSwitches Supported		8	
Maximum Number of FortiAPs (Total / Tunnel)		16 / 8	
Maximum Number of FortiTokens		500	
High Availability Configurations		Active-Active, Active-Passive, Clustering	

Note: All performance values are "up to" and vary depending on system configuration.

1. IPsec VPN performance test uses AES256-SHA256.
2. IPS (Enterprise Mix), Application Control, NGFW and Threat Protection are measured with Logging enabled.
3. SSL Inspection performance values use an average of HTTPS sessions of different cipher suites.

4. NGFW performance is measured with Firewall, IPS and Application Control enabled.
5. Threat Protection performance is measured with Firewall, IPS, Application Control and Malware Protection enabled.



SPECIFICATIONS

	FWF-80F-2R-3G4G-DSL	FWF-81F-2R-3G4G-DSL	FWF-81F-2R-3G4G-POE
Dimensions and Power			
Height x Width x Length (inches)	2.4 × 8.5 × 7.0	2.4 × 8.5 × 7.0	2.4 × 8.5 × 7.0
Height x Width x Length (mm)	60 × 216 × 178	60 × 216 × 178	60 × 216 × 178
Weight	3.5 lbs (1.6 kg)	3.5 lbs (1.6 kg)	3.5 lbs (1.6 kg)
Form Factor (supports EIA/non-EIA standards)	Desktop / Wallmount (optional)		
Input Rating	12V DC, 5A	12V DC, 5A	54V DC, 2.78A
Power Required (Redundancy Optional)	Powered by up to two external DC power adapters (one adapter included), 100-240V AC, 50/60 Hz		
Current (Maximum)	115Vac/0.9A, 230Vac/0.6A	115Vac/0.9A, 230Vac/0.6A	115Vac/0.9A, 230Vac/0.6A
Total Available PoE Power Budget*	—	—	96W
Power Consumption (Average / Maximum)	28.07 W / 34.31 W	29.2 W / 35.6 W	109.3 W / 133.6 W
Heat Dissipation	117.0 BTU/h	121.5 BTU/h	455.6 BTU/h
Operating Environment and Certifications			
Operating Temperature	32°–104°F (0°–40°C)		
Storage Temperature	-31°–158°F (-35°–70°C)		
Humidity	20%–90% non-condensing	20%–90% non-condensing	20%–90% non-condensing
Noise Level	24.14 dBA	24.14 dBA	31.56 dBA
Operating Altitude	Up to 7400 ft (2250 m)		
Compliance	FCC, ICES, CE, RCM, VCCI, BSMI, UL/cUL, CB		
Certifications	ICSA Labs: Firewall, IPsec, IPS, Antivirus, SSL-VPN		
Radio Specifications			
Multiple (MU) MIMO	3×3		
Maximum Wi-Fi Speeds	1300 Mbps @ 5 GHz, 450 Mbps @ 2.4 GHz		
Maximum Tx Power	20 dBm		
Antenna Gain	3.5 dBi @ 5 GHz, 5 dBi @ 2.4 GHz		
3G4G Modem			
Regions Supported	All Regions		
Modem Model	Sierra Wireless EM7565 (2 SIM Slots, Active/Passive)		
LTE Category	CAT-12		
LTE Bands	B1, B2, B3, B4, B5, B7, B8, B9, B12, B13, B18, B19, B20, B26, B28, B29, B30, B32, B41, B42, B43, B46, B48, B66		
UMTS/HSPA+	B1, B2, B4, B5, B6, B8, B9, B19		
WCDMA	—		
CDMA 1xRTT/EV-DO Rev A	—		
GSM/GPRS/EDGE	—		
Module Certifications	FCC, ICES, CE, RCM, VCCI, BSMI, UL/cUL, CB		
Diversity	Yes		
MIMO	Yes		
GNSS Bias	Yes		
xDSL Modem - Supported Mode			
VDSL2	☑	☑	N/A
ADSL2	☑	☑	N/A
ADSL2+	☑	☑	N/A
G.DMT	☑	☑	N/A
T1.143	☑	☑	N/A
G.Lite	☑	☑	N/A
xDSL Modem - Supported Type			
Annex A	☑	☑	N/A
Annex I	☑	☑	N/A
Annex A/L	☑	☑	N/A
Annex M	☑	☑	N/A
Annex A/I/J/L/M	☑	☑	N/A

* Maximum loading on each PoE/+ port is 30 W (802.3at).



ORDERING INFORMATION

Product	SKU	Description
FortiGate 80F	FG-80F	8 x GE RJ45 ports, 2 x RJ45/SFP shared media WAN ports.
FortiGate 81F	FG-81F	8 x GE RJ45 ports, 2 x RJ45/SFP shared media WAN ports, 128GB onboard storage.
FortiGate 80F-Bypass	FG-80F-Bypass	8 x GE RJ45 ports, 2 x RJ45/SFP shared media WAN ports, may be configured with 1 pair of LAN bypass.
FortiGate 80F-POE	FG-80F-POE	8 x GE PoE ports, 2 x RJ45/SFP shared media WAN ports
FortiGate 81F-POE	FG-81F-POE	8 x GE RJ45 PoE ports, 2 x RJ45/SFP shared media WAN ports, 128GB SSD.
FortiWiFi 80F-2R	FWF-80F-2R-[RC]	8 x GE RJ45 ports, 2 x RJ45/SFP shared media WAN ports, dual WiFi radio.
FortiWiFi 81F-2R	FWF-81F-2R-[RC]	8 x GE RJ45 ports, 2 x RJ45/SFP shared media WAN ports, dual WiFi radio, 128GB SSD.
FortiWiFi 81F-2R-POE	FWF-81F-2R-POE-[RC]	8 x GE RJ45 RJ45 PoE ports, 2 x RJ45/SFP shared media WAN ports, dual WiFi radio, 128GB SSD.
FortiWiFi-80F-2R-3G4G-DSL	FWF-80F-2R-3G4G-DSL-[RC]	8 x GE RJ45 Ports, 2 x GE RJ45 WAN Ports, dual WiFi radio, with embedded DSL and 3G/4G/LTE modules
FortiWiFi-81F-2R-3G4G-DSL	FWF-81F-2R-3G4G-DSL-[RC]	8 x GE RJ45 Ports, 2 x GE RJ45 WAN Ports, dual WiFi radio, with embedded DSL and 3G/4G/LTE modules, 128GB SSD onboard storage.
FortiWiFi-81F-2R-3G4G-PoE	FWF-81F-2R-3G4G-PoE-[RC]	8 x GE RJ45 PoE/+ Ports, 2 x RJ45/SFP shared media WAN ports, dual WiFi radio, with embedded 3G/4G/LTE modules, 128GB SSD onboard storage.
Accessories	SKU	Description
AC Power Adaptor	SP-FG60E-PDC-5	Pack of 5 AC power adaptors for FG/WWF 60E/61E, 60F/61F, 80E/81E and 80F/81F.
AC Power Adaptor	SP-FWF80F-PDC-5	Pack of 5 AC power adaptors for FWF-80/81F-2R, power cable SP-FG60CPCOR-XX sold separately.
AC Power Adaptor	SP-FG80E-POE-PDC	AC power adaptor for FG-60E-POE, FG-80E-POE, FG-81E-POE, FG-80/81F-POE, FWF-81F-2R-POE power cable SP-FG60CPCOR-XX sold separately.
Rack Mount Tray	SP-RACKTRAY-02	Rack mount tray for all FortiGate E series and F series desktop models.
Wall Mount Kit	SP-FG60F-MOUNT-20	Pack of 20 wall mount kits for FG/WWF-40F series, FG/WWF-60F series, FG-80F, FG-81F and FG-80F-Bypass.
Transceivers	SKU	Description
1 GE SFP RJ45 Transceiver Module	FN-TRAN-GC	1 GE SFP RJ45 transceiver module for all systems with SFP and SFP/SFP+ slots.
1 GE SFP SX Transceiver Module	FN-TRAN-SX	1 GE SFP SX transceiver module for all systems with SFP and SFP/SFP+ slots.
1 GE SFP LX Transceiver Module	FN-TRAN-LX	1 GE SFP LX transceiver module for all systems with SFP and SFP/SFP+ slots.
1GE SFP Transceiver, 90km range, -40/85c operation	FR-TRAN-ZX	1G SFP transceivers, -40/85 degree C operation, 90km range for all systems with SFP Slots.

RC (regional code): A, B, D, E, F, I, J, N, P, S, V, and Y

BUNDLES



FortiGuard Bundle

FortiGuard Labs delivers a number of security intelligence services to augment the FortiGate firewall platform. You can easily optimize the protection capabilities of your FortiGate with one of these FortiGuard Bundles.

Bundles	Enterprise Protection	SMB Protection	Unified Threat Protection	Advanced Threat Protection
FortiCare	24x7	24x7	24x7	24x7
FortiGuard App Control Service	•	•	•	•
FortiGuard IPS Service	•	•	•	•
FortiGuard Advanced Malware Protection (AMP) — Antivirus, Mobile Malware, Botnet, CDR, Virus Outbreak Protection and FortiSandbox Cloud Service	•	•	•	•
FortiGuard Web and Video ¹ Filtering Service	•	•	•	
FortiGuard Antispam Service	•	•	•	
FortiGuard Security Rating Service	•			
FortiGuard IoT Detection Service	•			
FortiGuard Industrial Service	•			
FortiConverter Service	•			
FortiGate Cloud Subscription		•		

1. Available when running FortiOS 7.0



www.fortinet.com

Copyright © 2022 Fortinet, Inc. All rights reserved. Fortinet®, FortiGate®, FortiCare® and FortiGuard®, and certain other marks are registered trademarks of Fortinet, Inc., and other Fortinet names herein may also be registered and/or common law trademarks of Fortinet. All other product or company names may be trademarks of their respective owners. Performance and other metrics contained herein were attained in internal lab tests under ideal conditions, and actual performance and other results may vary. Network variables, different network environments and other conditions may affect performance results. Nothing herein represents any binding commitment by Fortinet, and Fortinet disclaims all warranties, whether express or implied, except to the extent Fortinet enters a binding written contract, signed by Fortinet's General Counsel, with a purchaser that expressly warrants that the identified product will perform according to certain expressly-identified performance metrics and, in such event, only the specific performance metrics expressly identified in such binding written contract shall be binding on Fortinet. For absolute clarity, any such warranty will be limited to performance in the same ideal conditions as in Fortinet's internal lab tests. Fortinet disclaims in full any covenants, representations, and guarantees pursuant hereto, whether express or implied. Fortinet reserves the right to change, modify, transfer, or otherwise revise this publication without notice, and the most current version of the publication shall be applicable.

Fortinet is committed to driving progress and sustainability for all through cybersecurity, with respect for human rights and ethical business practices, making possible a digital world you can always trust. You represent and warrant to Fortinet that you will not use Fortinet's products and services to engage in, or support in any way, violations or abuses of human rights, including those involving censorship, surveillance, detention, or excessive use of force. Users of Fortinet products are required to comply with the Fortinet EULA (<https://www.fortinet.com/content/dam/fortinet/assets/legal/EULA.pdf>) and report any suspected violations of the EULA via the procedures outlined in the Fortinet Whistleblower Policy (https://secure.ethicspoint.com/domain/media/en/gui/19775/Whistleblower_Policy.pdf).